

Minutes of the FIDE Development Meeting

The Hotel Avantgarde, Kemer, Antalya, Turkey, 11th October 2017

Chairman: A. Herbert (BAR)

Secretary: R. Jones (PNG)

Present: T. Sitale (BOT), M. Abdulrahim (UAE), Dr.D. Jordan (GER), R. Joshi (NEP), N. Das Gamal (NEP), R. Waithe (BAR), S. Jonhson (TRI), S. Bayat (IRI), A. Mongiello (ISV), M. Murphy (ISV), H. Pees (DGT), W. Dalpat (RSA), M. Thabano (BOT), A. Schuering (NED), I. Vilavane (LAO), B. Csaba (HUN), D. A. Madhloom (IRQ), S. Paridar (IRI), E. Celi (URU), H. Bond (CAN), M. Huba (SVK), R. Katende (UGA), L. Ncube (ZAM), A. Assi (ANG), T. Karatekin (TUR), D. Lima (BRA), A. Herbert (BAR), M. Pahlevanzadeh (IRI), S. Tserendorj (MGL), K. Blackman (BAR)

1. WELCOME

The Chairman welcomed everyone. He previewed the agenda & thanked all for their patience as like every other Commission we had suffered severe budget cutbacks but that in the hope of better things we would be asking the Treasurer for 400,000 euros. He also mentioned that there would be an offer from the Online Commission Chair to Developing Nations and that this would be added to AOB.

2. FIDE DEVELOPMENT STATISTICS & 2016 OLYMPIAD PERFORMANCE REVIEW

a. FIDE Statistics

The chairman presented the latest set of statistics up to the end of 2016. The Commission had agreed that we should aim to get the statistics to every Federation in the World. This would allow them to self evaluate their progress as well as create their own narrative for future marketing and planning.

The Chairman highlighted the fact that out of 188 member nations only 8 countries do not have a FIDE Rated Active player and when counting inactive players there are only two countries left in the World without a rated player.

The Statistics do point to a healthy annual increase in more tournaments, more rated players and more titles. This will inturn mean more income for FIDE.

The Commission has proposed to FIDE that they should be supporting Federations to do more Round Robin events. The Development Commission supports the request by Denmark at the QC meeting to change the fee structure for Round Robin events below a certain

category, to a fee structure, per player basis, which will incentivise Federations to host more round robin events which we feel in the Commission is better for player development.

b. 2016 Olympiad Performance Review

The Chairman referred everyone to the 2016 Olympiad Stats. They showed overall performances and how the Nations finished in relation to their seedings etc. The stats are also very useful for extrapolation of a lot of information for example who is sending Open and Woman teams. It is a goal to get every country to participate in both categories. The 2016 Olympiad broke all participation records. This was greatly helped by the provision of travel grants by the host Federation (this also also applied to the previous Olympiad in Tromso, and the next one in Batumi).

The performance review will link in with the proposal (item 7) of creating the Development Awards to highlight outstanding achievement in chess amongst Developing Federations.

3. 2017-2018 DEVELOPMENT LIST

The new Development list is out and can be located on FIDE website. The list is renewed every two years after the chess Olympiad in January of the year after the Olympiad. Many Federations often only play rated games at an Olympiad. Federations have also paid up their membership dues as well so as to ensure playing in the Olympiad.

South Africa asked the question about what determines your Development level. It is based on the average of the top 10 rated active players and sadly that there are always countries on the boundaries of levels 2 & 3 who do miss out on Olympiad Travel Assistance.

4. BUDGET & FUNDING

a. Development Activity Rebates

See attachment. There had been an increase in the take up of this rebate pointing to increased activity in the Developing Federations.

b. 2017 Budget

See attachment re: Budget Estimates for 2018. We have asked for 400,000 euros. The distribution percentages to the Continents remain the same.

c. Development Funding Application Form

See attachment containing copy of such form. Asian Chess Federation has developed a form which we propose to adapt & use as the basis for future funding requests. The form will have a follow up in it where it asks for an evaluation of the funding one year later.

5. DGT Offer

DGT through their CEO Mr Hans Pees have considerably improved their offer to Developing Federations who wish to Purchase DGT equipment. For the DGT2010 the offer price is down to 15 euros a clock with the more recently developed 3000 clock at 20 euros. Furthermore & this is a stunning offer these prices will be available to all Federations in FIDE.

Another major development is the development of a plastic interactive electronic board. With everything included it will retail to Federations for 145 euros. It will come on the market in November 2017.

See attachment with letter from DGT with special Development Price List.

6. 2018 Projects

a. Trainers for 2016 Olympiad Teams

The Commission will fund 20 Federations with a trainer for 2018 Olympiad in Batumi. This is an increase of 7 from 2016. However all the Trainers in 2016 were for Open Teams. This time for each continent there will be 5 trainers per continent, of which 3 will be for Open teams & 2 for Womens teams. The funding will cover cost of travel & stipend for the trainer. Federations will be expected to make the Trainer the team captain so that they can access the playing hall during play.

b. Rating Development Tournaments

The Commission intend to revisit Round Robin rating tournaments for Federations with very few rated active players. You invite 4 players from neighbouring countries whose strengths will be within range of the home players & fund an arbiter who will work with a local arbiter. At the end you have created some newly rated & part rated home players. Such events have previously been held in the Solomon Islands, Palau & Guyana. In 2018 we plan to hold 3 of these events for the Federations that still don't have FIDE rated players.

c. TRG Online Training Proposal

See attachment from FIDE Trainers Commission. Funding permitting a pilot will be done in 2018.

d. World Youth and Junior Travel Grants

This Project was not under taken in 2017 due to the budget cuts. We wish to return to them again.

See attachments re: World Junior, World Youth & Cadet Travel Grant.

7. Introduction of Development Awards

The Commission intend to introduce the Awards in 2018 announcing inaugural winners in 2019. What shape the awards take is for discussion. Robert Katende asked that criteria used should be varied & not just based on chess strength. There is room for original thinking. Looking at teams that excel in their development categories during an Olympiad is one direction to go. Martin Huba said that there should be both Hard & Soft awards. However we could never hope to match the grandeur of the annual Asian Awards. We ask member countries to come back to us with all their feel good stories such as Robert Katende & Phiona Mutesi's story that became the Disney film 'The Queen of Katwe; & just last weekend Botswana Chess cleaned up at their annual Sport's Awards most notably with Chess winning Sportscode of the Year.

8. Any Other Business

The Meeting closed at 18.30 hours.

Chairman
Allan Herbert

Secretary
Rupert Jones

2016 Olympiad Statistics
Summary by Continent

Count of #	DEV Level						
Open Teams	1	2	3	4	5	(blank)	Grand Total
Affiliate						3	3
Africa							
3 Player					1		1
4 Player				1	1		2
5 Player		4	9	10	8		31
Africa Total		4	9	11	10		34
America							
4 Player			1				1
5 Player	5	10	9	6	2		32
America Total	5	10	10	6	2		33
Asia							
4 Player				1			1
5 Player	4	11	12	13	3		43
Asia Total	4	11	12	14	3		44
Europe							
5 Player	31	15	4	6			56
Europe Total	31	15	4	6			56
Grand Total	40	40	35	37	15	3	170

Count of #	DEV Level						
Women Teams	1	2	3	4	5	(blank)	Grand Total
Affiliate						2	2
Africa							
4 Player				1			1
5 Player		4	7	5	3		19
Africa Total		4	7	6	3		20
America							
5 Player	5	10	10	3	1		29
America Total	5	10	10	3	1		29
Asia							
4 Player	1		1		1		3
5 Player	3	11	9	8	1		32
Asia Total	4	11	10	8	2		35
Europe							
5 Player	31	15	1	1			48
Europe Total	31	15	1	1			48
Grand Total	40	40	28	18	6	2	134

2016 Olympiad Statistics
 Federations Placing > 20 Places Higher Than Starting Rankings

Open Category

#	Country	Continent	DEV Level	Rtg Avg	Open	Points	Seeding	Final	+/- (seeding)	Women	Points	Seeding	Final	+/- (seeding)	DEV Trainer
1	South Sudan	Africa	5	1225	5 Player	10	176	107	69						
2	Chinese Taipei	Asia	4	2005	5 Player	11	137	87	50	5 Player	9	125	106	19	
3	Sudan	Africa	3	2191	5 Player	12	110	71	39	5 Player	7	131	125	6	
4	Bahrain	Asia	4	1936	4 Player	10	147	111	36						
5	Somalia	Africa	4	1293	4 Player	8	175	141	34						
6	Iran (Islamic Republic of)	Asia	2	2518	5 Player	15	46	16	30	5 Player	15	13	11	2	
7	Japan	Asia	3	2267	5 Player	12	97	68	29	5 Player	9	96	96	0	
8	Ecuador	America	2	2339	5 Player	13	82	54	28	5 Player	14	45	27	18	
9	Azerbaijan	Europe	1	2362	5 Player	13	76	49	27	5 Player	13	58	30	28	
10	Sao Tome and Principe	Africa	5	1832	5 Player	9	156	130	26						
11	Côte d'Ivoire	Africa	4	1728	5 Player	8	164	138	26						
12	Peru	America	1	2566	5 Player	16	34	10	24	5 Player	14	41	28	13	
13	Bolivia	America	3	2273	4 Player	12	95	72	23	5 Player	9	59	91	-32	
14	Saudi Arabia	Asia	4	2003	5 Player	10	138	116	22						GM-FT
15	Jordan	Asia	3	2291	5 Player	12	91	70	21	5 Player	9	65	90	-25	
16	Angola	Africa	3	2270	5 Player	12	96	75	21	5 Player	8	103	107	-4	

Women Category

#	Country	Continent	DEV Level	Rtg Avg	Open	Points	Seeding	Final	+/- (seeding)	Women	Points	Seeding	Final	+/- (seeding)	DEV Trainer
1	Indonesia	Asia	2	2404	5 Player	13	67	52	15	5 Player	11	112	63	49	
2	Malaysia	Asia	3	2226	5 Player	8	104	134	-30	5 Player	14	66	25	41	
3	Syria	Asia	3	2241	5 Player	9	101	118	-17	5 Player	12	95	58	37	
4	Estonia	Europe	2	2437	5 Player	11	61	77	-16	5 Player	14	56	26	30	
5	Azerbaijan	Europe	1	2362	5 Player	13	76	49	27	5 Player	13	58	30	28	
6	Paraguay	America	2	2556	5 Player	15	39	19	20	5 Player	11	89	65	24	
7	Sri Lanka	Asia	3	2075	5 Player	10	124	108	16	5 Player	10	98	75	23	GM-FST
8	Tunisia	Africa	3	2086	5 Player	9	122	129	-7	5 Player	10	111	88	23	
9	New Zealand	Asia	2	2328	5 Player	10	86	95	-9	5 Player	10	101	79	22	

2016 Olympiad Statistics

#	Country	Continent	DEV Level	Rtg Avg	Open	Points	Seeding	Final	+/- (seeding)	Women	Points	Seeding	Final	+/- (seeding)	DEV Trainer
1	Argentina	America	1	2594	5 Player	14	26	32	-6	5 Player	13	26	36	-10	
2	Armenia	Europe	1												
3	Azerbaijan	Europe	1	2717	5 Player	15	4	12	-8	5 Player	16	16	8	8	
4	Azerbaijan	Europe	1	2592	5 Player	14	28	26	2	5 Player	13	28	32	-4	
5	Azerbaijan	Europe	1	2362	5 Player	13	76	49	27	5 Player	13	58	30	28	
6	Belarus	Europe	1	2601	5 Player	15	23	14	9	5 Player	15	36	17	19	
7	Bosnia and Herzegovina	Europe	1	2548	5 Player	14	41	34	7	5 Player	12	49	55	-6	
8	Brazil	America	1	2571	5 Player	15	33	23	10	5 Player	12	47	48	-1	
9	Bulgaria	Europe	1	2605	5 Player	12	22	66	-44	5 Player	15	9	15	-6	
10	China	Asia	1	2740	5 Player	15	3	13	-10	5 Player	20	1	1	0	
11	Croatia	Europe	1	2630	5 Player	15	18	21	-3	5 Player	13	34	40	-6	
12	Cuba	America	1	2640	5 Player	14	15	25	-10	5 Player	15	24	18	6	
13	Czech Republic	Europe	1	2631	5 Player	14	17	29	-12	5 Player	12	25	51	-26	
14	Denmark	Europe	1	2545	5 Player	13	42	45	-3	5 Player	9	51	89	-38	
15	England	Europe	1	2685	5 Player	16	6	9	-3	5 Player	11	32	59	-27	
16	France	Europe	1	2684	5 Player	16	8	8	0	5 Player	15	23	14	9	
17	Georgia	Europe	1	2613	5 Player	14	20	24	-4	5 Player	15	4	10	-6	
18	Germany	Europe	1	2652	5 Player	13	13	37	-24	5 Player	13	10	31	-21	
19	Greece	Europe	1	2592	5 Player	15	27	18	9	5 Player	12	30	49	-19	
20	Hungary	Europe	1	2673	5 Player	15	10	15	-5	5 Player	15	8	16	-8	
21	Iceland	Europe	1	2527	5 Player	12	44	60	-16	5 Player	10	61	78	-17	
22	India	Asia	1	2683	5 Player	16	9	4	5	5 Player	16	5	5	0	
23	Israel	Europe	1	2635	5 Player	14	16	27	-11	5 Player	16	18	9	9	
24	Italy	Europe	1	2565	5 Player	15	36	22	14	5 Player	13	20	35	-15	
25	Latvia	Europe	1	2607	5 Player	15	21	17	4	5 Player	12	29	44	-15	
26	Netherlands	Europe	1	2670	5 Player	13	11	36	-25	5 Player	14	21	21	0	
27	Norway	Europe	1	2654	5 Player	16	12	5	7	5 Player	13	48	42	6	
28	Peru	America	1	2566	5 Player	16	34	10	24	5 Player	14	41	28	13	
29	Poland	Europe	1	2685	5 Player	16	7	7	0	5 Player	17	7	2	5	
30	Romania	Europe	1	2585	5 Player	14	30	33	-3	5 Player	14	11	19	-8	
31	Russia	Europe	1	2768	5 Player	18	1	3	-2	5 Player	16	3	4	-1	
32	Serbia	Europe	1	2599	5 Player	13	24	38	-14	5 Player	15	27	13	14	
33	Slovenia	Europe	1	2586	5 Player	15	29	20	9	5 Player	14	38	24	14	
34	Spain	Europe	1	2647	5 Player	14	14	31	-17	5 Player	12	14	45	-31	
35	Sweden	Europe	1	2556	5 Player	12	38	59	-21	5 Player	14	43	23	20	
36	Switzerland	Europe	1	2512	5 Player	13	48	40	8	5 Player	13	39	41	-2	
37	Turkey	Europe	1	2617	5 Player	16	19	6	13	5 Player	12	17	46	-29	

2016 Olympiad Statistics

#	Country	Continent	DEV Level	Rtg Avg	Open	Points	Seeding	Final	+/- (seeding)	Women	Points	Seeding	Final	+/- (seeding)	DEV Trainer
38	Ukraine	Europe	1	2704	5 Player	20	5	2	3	5 Player	17	2	3	-1	
39	United States of America	America	1	2765	5 Player	20	2	1	1	5 Player	16	6	6	0	
40	Uzbekistan	Asia	1	2578	5 Player	13	31	39	-8	5 Player	14	22	22	0	
41	Vietnam	Asia	1	2573	5 Player	13	32	42	-10	4 Player	16	19	7	12	

2016 Olympiad Statistics

#	Country	Continent	DEV Level	Rtg Avg	Open	Points	Seeding	Final	+/- (seeding)	Women	Points	Seeding	Final	+/- (seeding)	DEV Trainer
42	Albania	Europe	2	2419	5 Player	13	66	57	9	5 Player	10	74	80	-6	
43	Algeria	Africa	2	2339	5 Player	11	81	78	3	5 Player	11	64	62	2	
44	Australia	Asia	2	2519	5 Player	14	45	30	15	5 Player	11	54	64	-10	
45	Austria	Europe	2	2549	5 Player	13	40	43	-3	5 Player	14	35	29	6	
46	Bangladesh	Asia	2	2468	5 Player	11	58	76	-18	5 Player	10	60	77	-17	
47	Belgium	Europe	2	2433	5 Player	13	64	53	11	5 Player	13	62	43	19	
48	Canada	America	2	2597	5 Player	15	25	11	14	5 Player	13	40	39	1	
49	Chile	America	2	2513	5 Player	13	47	44	3	5 Player	11	63	67	-4	
50	Colombia	America	2	2489	5 Player	11	52	83	-31	5 Player	13	33	33	0	
51	Costa Rica	America	2	2383	5 Player	13	70	56	14	5 Player	11	79	73	6	
52	Dominican Republic	America	2	2340	5 Player	10	80	99	-19	5 Player	8	77	110	-33	
53	Ecuador	America	2	2339	5 Player	13	82	54	28	5 Player	14	45	27	18	
54	Egypt	Africa	2	2537	5 Player	12	43	62	-19	5 Player	12	53	54	-1	
55	Estonia	Europe	2	2437	5 Player	11	61	77	-16	5 Player	14	56	26	30	
56	Finland	Europe	2	2488	5 Player	13	54	55	-1	5 Player	11	82	69	13	
57	Former YUG Rep of Macedonia	Europe	2	2427	5 Player	12	65	67	-2	5 Player	11	71	68	3	
58	Indonesia	Asia	2	2404	5 Player	13	67	52	15	5 Player	11	112	63	49	
59	Iran (Islamic Republic of)	Asia	2	2518	5 Player	15	46	16	30	5 Player	15	13	11	2	
60	Iraq	Asia	2	2288	5 Player	11	93	93	0	5 Player	9	87	99	-12	
61	Ireland	Europe	2	2391	5 Player	11	69	81	-12	5 Player	9	81	95	-14	
62	Kazakhstan	Asia	2	2563	5 Player	14	37	28	9	5 Player	13	31	37	-6	
63	Lithuania	Europe	2	2489	5 Player	12	51	65	-14	5 Player	15	12	12	0	
64	Luxembourg	Europe	2	2329	5 Player	10	85	96	-11	5 Player	12	67	57	10	
65	Mexico	America	2	2368	5 Player	10	74	94	-20	5 Player	12	57	52	5	
66	Moldova (Republic of)	Europe	2	2566	5 Player	13	35	35	0	5 Player	12	44	50	-6	
67	Monaco	Europe	2	2382	5 Player	11	71	82	-11	5 Player	9	92	97	-5	
68	Mongolia	Asia	2	2474	5 Player	13	57	51	6	5 Player	14	15	20	-5	
69	Montenegro	Europe	2	2498	5 Player	13	50	47	3	5 Player	12	42	53	-11	
70	Morocco	Africa	2	2265	5 Player	10	98	98	0	5 Player	9	85	105	-20	
71	New Zealand	Asia	2	2328	5 Player	10	86	95	-9	5 Player	10	101	79	22	
72	Paraguay	America	2	2556	5 Player	15	39	19	20	5 Player	11	89	65	24	
73	Philippines	Asia	2	2489	5 Player	12	53	58	-5	5 Player	13	46	34	12	
74	Portugal	Europe	2	2457	5 Player	13	60	41	19	5 Player	11	68	61	7	
75	Scotland	Europe	2	2434	5 Player	12	63	69	-6	5 Player	10	69	76	-7	
76	Singapore	Asia	2	2466	5 Player	12	59	63	-4	5 Player	13	55	38	17	
77	Slovakia	Europe	2	2504	5 Player	12	49	61	-12	5 Player	12	37	47	-10	
78	South Africa	Africa	2	2346	5 Player	10	79	97	-18	5 Player	11	88	72	16	

2016 Olympiad Statistics

#	Country	Continent	DEV Level	Rtg Avg	Open	Points	Seeding	Final	+/- (seeding)	Women	Points	Seeding	Final	+/- (seeding)	DEV Trainer
79	Turkmenistan	Asia	2	2436	5 Player	13	62	50	12	5 Player	11	52	60	-8	
80	Uruguay	America	2	2377	5 Player	11	73	84	-11	5 Player	9	93	93	0	
81	Venezuela	America	2	2475	5 Player	13	56	46	10	5 Player	10	50	83	-33	

2016 Olympiad Statistics

#	Country	Continent	DEV Level	Rtg Avg	Open	Points	Seeding	Final	+/- (seeding)	Women	Points	Seeding	Final	+/- (seeding)	DEV Trainer
82	Andorra	Europe	3	2320	5 Player	10	88	103	-15						
83	Angola	Africa	3	2270	5 Player	12	96	75	21	5 Player	8	103	107	-4	
84	Barbados	America	3	2226	5 Player	11	103	90	13	5 Player	6	119	128	-9	IM-FST
85	Bolivia	America	3	2273	4 Player	12	95	72	23	5 Player	9	59	91	-32	
86	Botswana	Africa	3	2021	5 Player	8	135	145	-10	5 Player	10	104	87	17	
87	El Salvador	America	3	2219	5 Player	10	106	106	0	5 Player	9	91	100	-9	
88	Faroe Islands	Europe	3	2329	5 Player	10	84	101	-17						GM-FST
89	Guatemala	America	3	2281	5 Player	8	94	144	-50	5 Player	10	80	84	-4	
90	Honduras	America	3	2171	5 Player	10	114	110	4	5 Player	9	99	103	-4	
91	Jamaica	America	3	2166	5 Player	10	115	102	13	5 Player	10	75	86	-11	
92	Japan	Asia	3	2267	5 Player	12	97	68	29	5 Player	9	96	96	0	
93	Jordan	Asia	3	2291	5 Player	12	91	70	21	5 Player	9	65	90	-25	
94	Kosovo	Europe	3	2299	5 Player	10	89	109	-20						
95	Kyrgyzstan	Asia	3	2349	5 Player	11	78	79	-1	5 Player	12	73	56	17	
96	Lebanon	Asia	3	2220	5 Player	10	105	113	-8						
97	Libyan Arab Jamahiriya	Africa	3	2120	5 Player	9	118	124	-6						
98	Malaysia	Asia	3	2226	5 Player	8	104	134	-30	5 Player	14	66	25	41	
99	Mali	Africa	3												
100	Myanmar	Asia	3	2219	5 Player	10	107	105	2						
101	Nicaragua	America	3	2237	5 Player	11	102	91	11	5 Player	10	83	82	1	
102	Nigeria	Africa	3	2321	5 Player	12	87	73	14						
103	Panama	America	3	2157	5 Player	9	116	127	-11	5 Player	10	86	85	1	
104	Puerto Rico	America	3	2183	5 Player	8	111	140	-29	5 Player	11	78	66	12	
105	South Korea	Asia	3	2081	5 Player	9	123	121	2	5 Player	9	97	94	3	
106	Sri Lanka	Asia	3	2075	5 Player	10	124	108	16	5 Player	10	98	75	23	GM-FST
107	Sudan	Africa	3	2191	5 Player	12	110	71	39	5 Player	7	131	125	6	
108	Syria	Asia	3	2241	5 Player	9	101	118	-17	5 Player	12	95	58	37	
109	Tajikistan	Asia	3	2352	5 Player	11	77	80	-3	4 Player	11	72	71	1	
110	Thailand	Asia	3	2243	5 Player	9	100	119	-19	5 Player	8	102	112	-10	
111	Trinidad and Tobago	America	3	2173	5 Player	10	113	104	9	5 Player	8	94	108	-14	
112	Tunisia	Africa	3	2086	5 Player	9	122	129	-7	5 Player	10	111	88	23	
113	Uganda	Africa	3	2176	5 Player	9	112	126	-14	5 Player	7	113	117	-4	
114	United Arab Emirates	Asia	3	2402	5 Player	11	68	86	-18	5 Player	9	100	92	8	
115	Wales	Europe	3	2247	5 Player	11	99	85	14	5 Player	11	84	70	14	
116	Yemen	Asia	3												
117	Zambia	Africa	3	2335	5 Player	12	83	64	19	5 Player	11	90	74	16	
118	Zimbabwe	Africa	3	2289	5 Player	11	92	92	0	5 Player	9	110	104	6	

2016 Olympiad Statistics

#	Country	Continent	DEV Level	Rtg Avg	Open	Points	Seeding	Final	+/- (seeding)	Women	Points	Seeding	Final	+/- (seeding)	DEV Trainer
119	Afghanistan	Asia	4	1884	5 Player	8	152	135	17						
120	Aruba	America	4	1838	5 Player	8	155	146	9	5 Player	8	105	116	-11	
121	Bahrain	Asia	4	1936	4 Player	10	147	111	36						
122	Bermuda	America	4	1786	5 Player	6	159	158	1						
123	Brunei Darussalam	Asia	4	2098	5 Player	8	120	137	-17						
124	Cameroon	Africa	4												
125	Chinese Taipei	Asia	4	2005	5 Player	11	137	87	50	5 Player	9	125	106	19	
126	Côte d'Ivoire	Africa	4	1728	5 Player	8	164	138	26						
127	Cyprus	Europe	4	2089	5 Player	9	121	117	4						
128	Ethiopia	Africa	4	2028	5 Player	9	133	125	8	5 Player	7	137	122	15	
129	Gambia	Africa	4	1516	5 Player	6	171	161	10						
130	Ghana	Africa	4	1957	5 Player	7	144	154	-10	5 Player	3	121	133	-12	
131	Guam	Asia	4	1902	5 Player	8	150	147	3	5 Player	6	128	129	-1	
132	Guernsey	Europe	4	1957	5 Player	8	143	136	7						GM-FST
133	Haiti	America	4	1963	5 Player	7	142	152	-10						GM-FST
134	Hong Kong	Asia	4	2033	5 Player	7	132	149	-17	5 Player	9	108	98	10	
135	Jersey	Europe	4	1957	5 Player	8	145	143	2						
136	Kenya	Africa	4							4 Player	8	115	114	1	
137	Kuwait	Asia	4	2044	5 Player	9	128	123	5	5 Player	4	130	132	-2	
138	Liechtenstein	Europe	4	2012	5 Player	7	136	155	-19						
139	Madagascar	Africa	4	2205	5 Player	10	108	114	-6						
140	Malawi	Africa	4	2037	5 Player	9	131	128	3	5 Player	7	118	124	-6	
141	Malta	Europe	4	2112	5 Player	9	119	133	-14	5 Player	8	106	109	-3	GM-FT
142	Mauritania	Africa	4	1982	5 Player	7	141	153	-12						
143	Mauritius	Africa	4	2066	5 Player	10	126	115	11						GM-FT
144	Mozambique	Africa	4	2138	5 Player	8	117	139	-22	5 Player	7	123	118	5	
145	Namibia	Africa	4	2073	5 Player	9	125	122	3	5 Player	7	120	123	-3	IM-FT
146	Nepal	Asia	4	2055	5 Player	9	127	120	7	5 Player	8	109	113	-4	
147	Netherlands Antilles	America	4	1989	5 Player	7	140	148	-8	5 Player	7	117	119	-2	
148	Oman	Asia	4	2022	5 Player	9	134	131	3						
149	Pakistan	Asia	4	2202	5 Player	10	109	100	9	5 Player	7	124	121	3	
150	Palestine	Asia	4	2043	5 Player	10	129	112	17	5 Player	8	116	115	1	
151	Papua New Guinea	Asia	4	1696	5 Player	6	167	162	5						
152	Qatar	Asia	4	2479	5 Player	13	55	48	7	5 Player	8	114	111	3	
153	San Marino	Europe	4	1922	5 Player	7	149	151	-2						
154	Saudi Arabia	Asia	4	2003	5 Player	10	138	116	22						GM-FT

2016 Olympiad Statistics

#	Country	Continent	DEV Level	Rtg Avg	Open	Points	Seeding	Final	+/- (seeding)	Women	Points	Seeding	Final	+/- (seeding)	DEV Trainer
155	Somalia	Africa	4	1293	4 Player	8	175	141	34						
156	Suriname	America	4	2041	5 Player	8	130	142	-12	5 Player	9	107	101	6	
157	US Virgin Islands	America	4	1823	5 Player	5	158	167	-9						

2016 Olympiad Statistics

#	Country	Continent	DEV Level	Rtg Avg	Open	Points	Seeding	Final	+/- (seeding)	Women	Points	Seeding	Final	+/- (seeding)	DEV Trainer
158	Bahamas	America	5	1891	5 Player	7	151	157	-6						GM-FT
159	Bhutan	Asia	5												
160	British Virgin Islands	America	5												
161	Burkina Faso	Africa	5												
162	Burundi	Africa	5												
163	Cambodia	Asia	5												
164	Cape Verde	Africa	5												
165	Central African Republic	Africa	5												
166	Comoros	Africa	5												
167	Congo	Africa	5	1170	4 Player	4	178	168	10						
168	Djibouti	Africa	5	1126	3 Player	2	179	170	9						
169	Eritrea	Africa	5	1190	5 Player	5	177	166	11						
170	Fiji	Asia	5	1882	5 Player	6	153	160	-7	5 Player	6	122	130	-8	GM-FST
171	Gabon	Africa	5												
172	Guyana	America	5	1831	5 Player	5	157	164	-7	5 Player	6	126	127	-1	GM-FST
173	Lao People's Democratic Repub	Asia	5												
174	Lesotho	Africa	5	1711	5 Player	7	165	156	9	5 Player	7	129	120	9	GM-FT
175	Liberia	Africa	5												
176	Macau	Africa	5	1923	5 Player	9	148	132	16						
177	Maldives	Asia	5	1864	5 Player	7	154	150	4	4 Player	7	134	126	8	
178	Nauru	Asia	5												
179	Palau	Asia	5	1757	5 Player	6	163	163	0						
180	Rwanda	Africa	5												
181	Sao Tome and Principe	Africa	5	1832	5 Player	9	156	130	26						
182	Senegal	Africa	5												
183	Seychelles	Africa	5												
184	Sierra Leone	Africa	5												
185	Solomon Islands	Asia	5												
186	South Sudan	Africa	5	1225	5 Player	10	176	107	69						
187	Swaziland	Africa	5	1543	5 Player	4	170	169	1	5 Player	5	127	131	-4	
188	Tanzania	Africa	5	1781	5 Player	6	162	159	3	5 Player	2	140	134	6	
189	Timor-Leste	Asia	5												
190	Togo	Africa	5	1704	5 Player	5	166	165	1						
191	IBCA	Affiliate		2294	5 Player	11	90	88	2						
192	ICCD	Affiliate		2378	5 Player	11	72	89	-17	5 Player	10	70	81	-11	
193	IPCA	Affiliate		2367	5 Player	12	75	74	1	5 Player	9	76	102	-26	



FIDE Development Commission
Funding Request Form



Applicant Federation: _____			
Event Name: _____			
Dates: _____	City: _____		
Event	<input type="checkbox"/> Training Seminar	<input type="checkbox"/> Arbiter Seminar	<input type="checkbox"/> Tournament Funding
	<input type="checkbox"/> Trainers	<input type="checkbox"/> Travel GranT	
	<input type="checkbox"/> Others	Specify: _____	
Amount Requested	_____		
Expected Number of participants	_____		
Expected Number of federations	_____		

Breif Discription of how this event will support the development of chess in country
--

Bank Account: Account Name: Account Number: Bank Name: Bank Address: IBAN: SWIFT:

To be filled be by committee only

Year of the last granted request :	Amount
Change in Top 10 players avg since last funding :	
<input type="checkbox"/> Approved	
<input type="checkbox"/> Disapproved (Reason)	_____

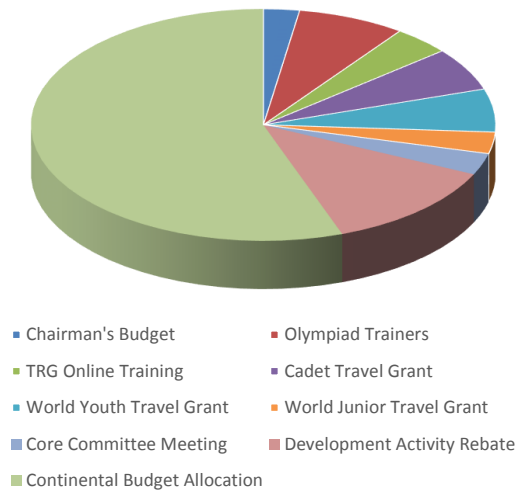
Evaluation after 1 year of request granting

How the funding was beneficial for the improvement in chess ?

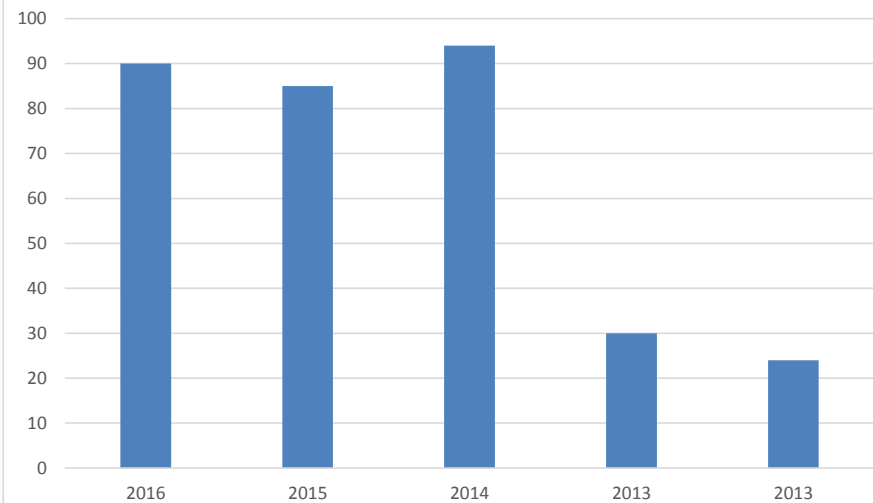
	Budget 2018	Budget 2017	Budget 2016	Actual 2016	Actual 2015	Actual 2014	Actual 2013	Actual 20112
2018 Development Budget	400,000 €	200,000 €	300,000 €	236,458 €	220,975 €	421,727 €	198,143 €	178,088 €
Chairman's Budget	-10,000 €	-16,000 €	-10,000 €	-1,325 €	-15,058 €	-6,492 €	-21,367 €	-14,902 €
Olympiad Trainers	-30,000 €			-22,400 €				
TRG Online Training	-16,000 €							
Cadet Travel Grant	-24,000 €		-12,000 €					
World Youth Travel Grant	-24,000 €		-9,000 €					
World Junior Travel Grant	-12,000 €		-12,000 €					
Core Committee Meeting	-12,000 €		-12,000 €					
Development Activity Rebate	-50,000 €	-40,000 €	-50,000 €	-49,377 €	-35,625 €	-49,116 €	-5,811 €	-8,639 €
Continental Budget Allocation	222,000 €	144,000 €	195,000 €	163,356 €	170,292 €	366,119 €	170,965 €	154,547 €
Continental Budget Allocation								
Africa	88,800 €	62,000 €	78,000 €	80,500 €	97,754 €	186,664 €	69,988 €	37,500 €
Americas	55,500 €	40,000 €	48,750 €	48,750 €	38,300 €	92,453 €	56,260 €	75,794 €
Asia	55,500 €	35,000 €	48,750 €	34,107 €	26,487 €	68,409 €	44,717 €	39,030 €
Europe	22,200 €	7,000 €	19,500 €		7,751 €	18,593 €		2,223 €
	222,000 €	144,000 €	195,000 €	163,357 €	170,292 €	366,119 €	170,965 €	154,547 €

	2016	2015	2014	2013	2013
Federations Receiving Activity Rebates	90	85	94	30	24

2018 Development Budget Distribution



Federations Receiving Activity Rebates



Development List 2017-2018
Summary by Continent

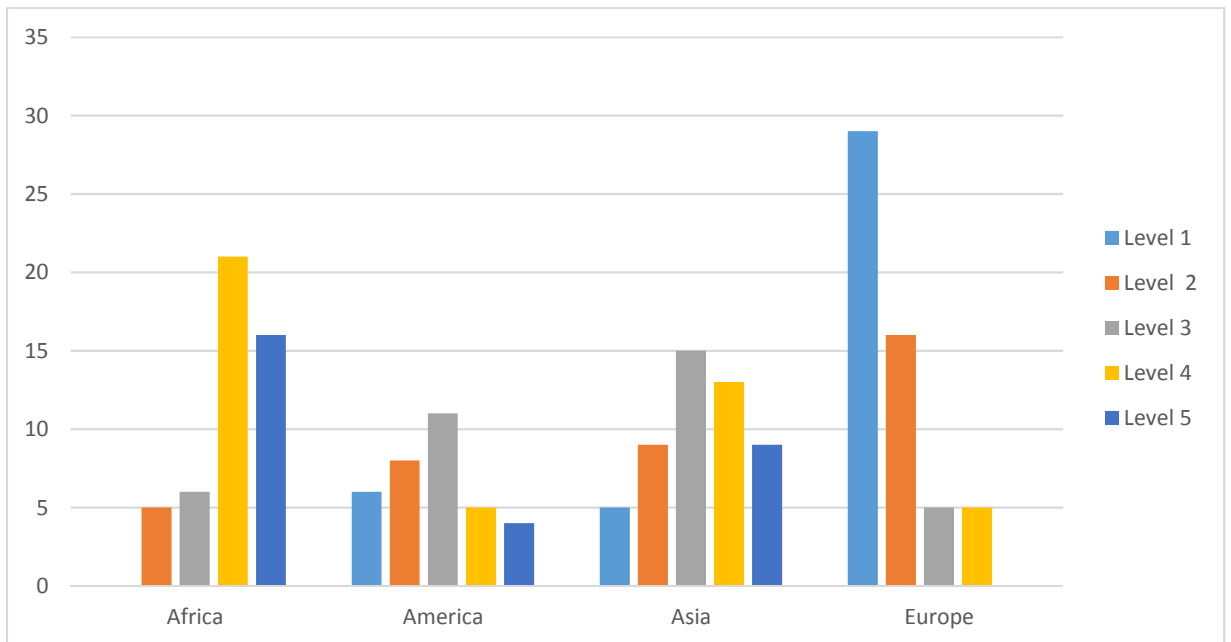
The DEV shall propose, draw up and maintain a list of Federations requiring technical, financial and chess skills assistance.

The list of Federations is be divided into five levels based on the Top Countries Ranking List published after each Olympiad:

- Level 1 - an elo average of 2500 and above
- Level 2 - an elo average of below 2500
- Level 3 - an elo average of below 2300
- Level 4 - an elo average of below 2100
- Level 5 - an elo average of below 1800 and unrated

Distribution of Federations by Continent and DEV Level

Continent	Level 1	Level 2	Level 3	Level 4	Level 5	Grand Total
Africa		5	6	21	16	48
America	6	8	11	5	4	34
Asia	5	9	15	13	9	51
Europe	29	16	5	5		55
Grand Total	40	38	37	44	29	188



Distribution of DEV Level Changes by Continent

Continent	Down 1 Level	Up 1 Level	Up 2 Levels	No Change	Grand Total
Africa	5	8		35	48
America	2	1		31	34
Asia	5	4	1	41	51
Europe	2	2		51	55
Grand Total	14	15	1	158	188

Development List 2017-2018

#	Federation	DEV Level	Continent
1	Argentina	1	America
2	Armenia	1	Europe
3	Azerbaijan	1	Europe
4	Belarus	1	Europe
5	Brazil	1	America
6	Bulgaria	1	Europe
7	Canada	1	America
8	China	1	Asia
9	Croatia	1	Europe
10	Cuba	1	America
11	Czech Republic	1	Europe
12	Denmark	1	Europe
13	England	1	Europe
14	France	1	Europe
15	Georgia	1	Europe
16	Germany	1	Europe
17	Greece	1	Europe
18	Hungary	1	Europe
19	Iceland	1	Europe
20	India	1	Asia
21	Iran (Islamic Republic of)	1	Asia
22	Israel	1	Europe
23	Italy	1	Europe
24	Kazakhstan	1	Asia
25	Latvia	1	Europe
26	Netherlands	1	Europe
27	Norway	1	Europe
28	Peru	1	America
29	Poland	1	Europe
30	Romania	1	Europe
31	Russia	1	Europe
32	Serbia	1	Europe
33	Slovenia	1	Europe
34	Spain	1	Europe
35	Sweden	1	Europe
36	Switzerland	1	Europe
37	Turkey	1	Europe
38	Ukraine	1	Europe
39	United States of America	1	America
40	Vietnam	1	Asia

Development List 2017-2018

#	Federation	DEV Level	Continent
41	Algeria	2	Africa
42	Australia	2	Asia
43	Austria	2	Europe
44	Bangladesh	2	Asia
45	Belgium	2	Europe
46	Bosnia and Herzegovina	2	Europe
47	Chile	2	America
48	Colombia	2	America
49	Costa Rica	2	America
50	Ecuador	2	America
51	Egypt	2	Africa
52	Estonia	2	Europe
53	Faroe Islands	2	Europe
54	Finland	2	Europe
55	Former YUG Rep of Macedonia	2	Europe
56	Indonesia	2	Asia
57	Ireland	2	Europe
58	Lithuania	2	Europe
59	Luxembourg	2	Europe
60	Mexico	2	America
61	Moldova (Republic of)	2	Europe
62	Monaco	2	Europe
63	Mongolia	2	Asia
64	Montenegro	2	Europe
65	Morocco	2	Africa
66	Myanmar	2	Asia
67	Paraguay	2	America
68	Philippines	2	Asia
69	Portugal	2	Europe
70	Scotland	2	Europe
71	Singapore	2	Asia
72	Slovakia	2	Europe
73	South Africa	2	Africa
74	Tunisia	2	Africa
75	Turkmenistan	2	Asia
76	Uruguay	2	America
77	Uzbekistan	2	Asia
78	Venezuela	2	America

Development List 2017-2018

#	Federation	DEV Level	Continent
79	Albania	3	Europe
80	Andorra	3	Europe
81	Angola	3	Africa
82	Barbados	3	America
83	Bolivia	3	America
84	Cambodia	3	Asia
85	Dominican Republic	3	America
86	El Salvador	3	America
87	Guatemala	3	America
88	Honduras	3	America
89	Iraq	3	Asia
90	Jamaica	3	America
91	Japan	3	Asia
92	Jordan	3	Asia
93	Kosovo	3	Europe
94	Kyrgyzstan	3	Asia
95	Lebanon	3	Asia
96	Libyan Arab Jamahiriya	3	Africa
97	Malaysia	3	Asia
98	Malta	3	Europe
99	New Zealand	3	Asia
100	Nicaragua	3	America
101	Nigeria	3	Africa
102	Pakistan	3	Asia
103	Panama	3	America
104	Puerto Rico	3	America
105	South Korea	3	Asia
106	Sri Lanka	3	Asia
107	Syria	3	Asia
108	Tajikistan	3	Asia
109	Thailand	3	Asia
110	Trinidad and Tobago	3	America
111	Uganda	3	Africa
112	United Arab Emirates	3	Asia
113	Wales	3	Europe
114	Zambia	3	Africa
115	Zimbabwe	3	Africa

Development List 2017-2018

#	Federation	DEV Level	Continent
116	Afghanistan	4	Asia
117	Aruba	4	America
118	Bahrain	4	Asia
119	Bermuda	4	America
120	Botswana	4	Africa
121	Brunei Darussalam	4	Asia
122	Cameroon	4	Africa
123	Chinese Taipei	4	Asia
124	Congo	4	Africa
125	Côte d'Ivoire	4	Africa
126	Cyprus	4	Europe
127	Eritrea	4	Africa
128	Ethiopia	4	Africa
129	Gabon	4	Africa
130	Gambia	4	Africa
131	Ghana	4	Africa
132	Guernsey	4	Europe
133	Haiti	4	America
134	Hong Kong	4	Asia
135	Jersey	4	Europe
136	Kenya	4	Africa
137	Kuwait	4	Asia
138	Liberia	4	Africa
139	Liechtenstein	4	Europe
140	Madagascar	4	Africa
141	Malawi	4	Africa
142	Mali	4	Africa
143	Mauritania	4	Africa
144	Mauritius	4	Africa
145	Nepal	4	Asia
146	Netherlands Antilles	4	America
147	Oman	4	Asia
148	Palestine	4	Asia
149	Papua New Guinea	4	Asia
150	Qatar	4	Asia
151	San Marino	4	Europe
152	Saudi Arabia	4	Asia
153	Senegal	4	Africa
154	Sierra Leone	4	Africa
155	Somalia	4	Africa
156	South Sudan	4	Africa
157	Sudan	4	Africa
158	Suriname	4	America
159	Yemen	4	Asia

Development List 2017-2018

#	Federation	DEV Level	Continent
160	Bahamas	5	America
161	Bhutan	5	Asia
162	British Virgin Islands	5	America
163	Burkina Faso	5	Africa
164	Burundi	5	Africa
165	Cape Verde	5	Africa
166	Central African Republic	5	Africa
167	Comoros	5	Africa
168	Djibouti	5	Africa
169	Fiji	5	Asia
170	Guam	5	Asia
171	Guyana	5	America
172	Lao People's Democratic Republic	5	Asia
173	Lesotho	5	Africa
174	Macau	5	Africa
175	Maldives	5	Asia
176	Mozambique	5	Africa
177	Namibia	5	Africa
178	Nauru	5	Asia
179	Palau	5	Asia
180	Rwanda	5	Africa
181	Sao Tome and Principe	5	Africa
182	Seychelles	5	Africa
183	Solomon Islands	5	Asia
184	Swaziland	5	Africa
185	Tanzania	5	Africa
186	Timor-Leste	5	Asia
187	Togo	5	Africa
188	US Virgin Islands	5	America

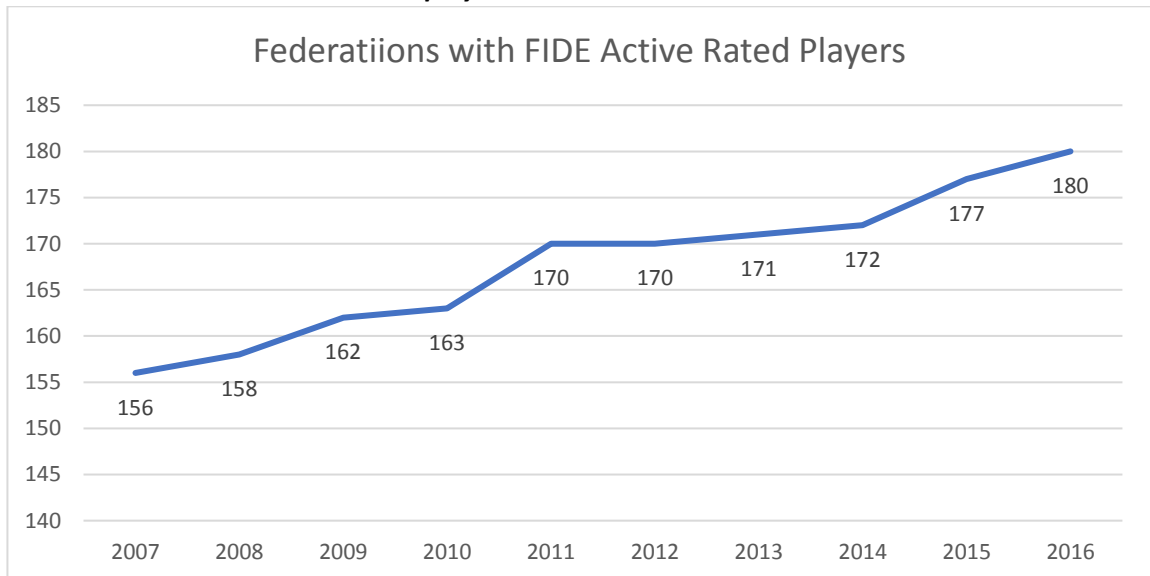
FIDE performance 2016

October 2017

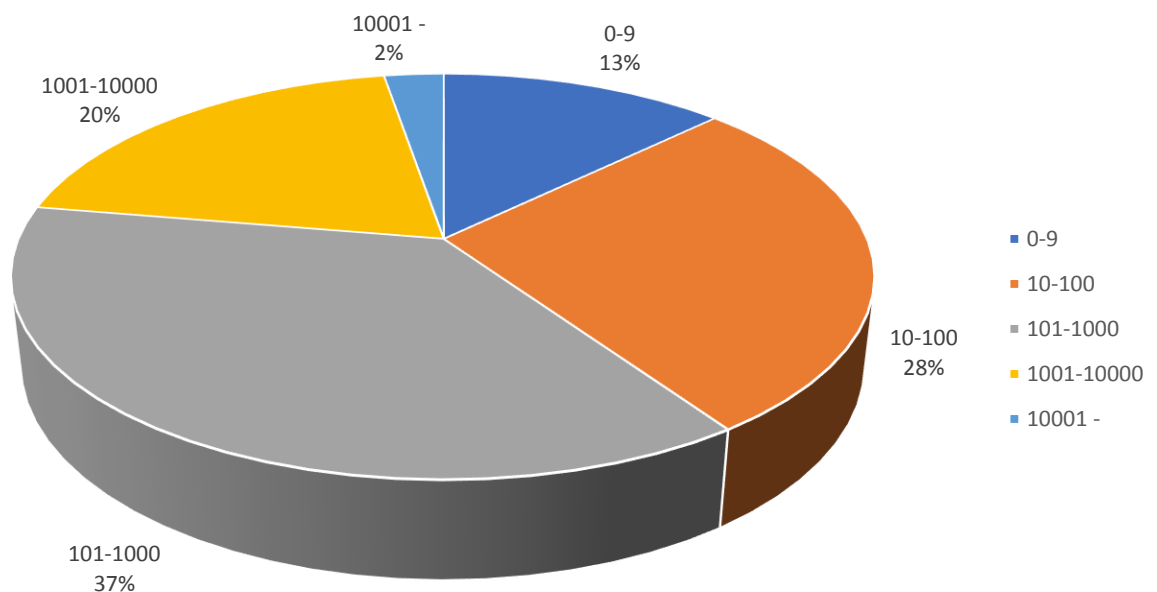
1. Growth in Federations with FIDE Rated Active Players

- 188 FIDE member federations appear in the FIDE 2016 performance statistics.
- 8 out of 188 federations of the FIDE family does not have FIDE rated active players. This represents a significant improvement from 2015 when there were 16 federations with no rated active players.

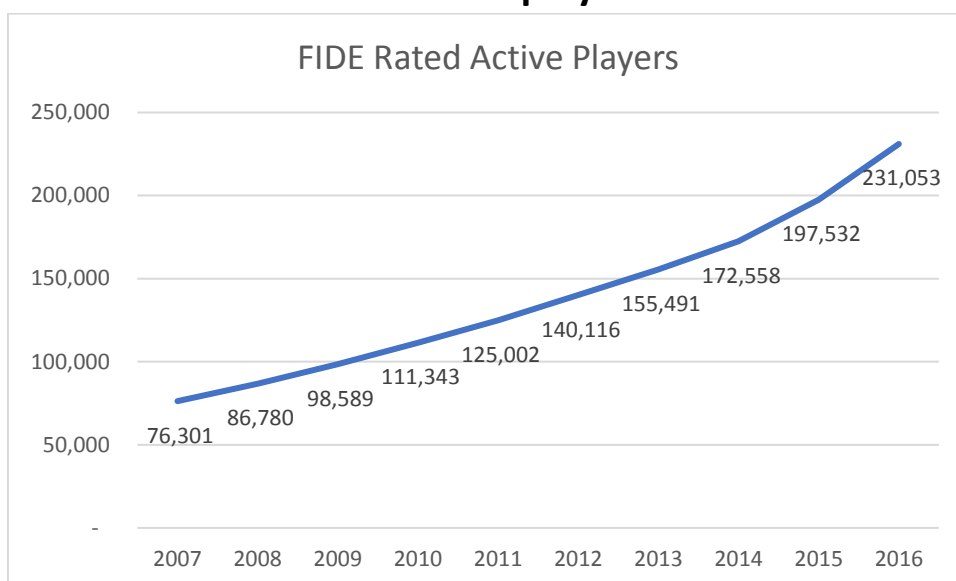
Federations with FIDE rated active players



Distribution of Federations with Active FIDE Rated Players



1.1 Growth in FIDE rated active players



FIDE rated active players (top 20 federations)

Ranking at end of 2016	Federation	DEV Level	2007	2008	2009	2010	2011	2012	2013	2014	2015	2016
1	Russia	1	8773	9807	10860	11844	12966	14222	15459	16651	19270	23447
2	Germany	1	9971	11085	12134	13290	14407	15426	16421	17532	18862	20680
3	India	1	2616	3200	3884	4806	6276	8002	9573	12099	16647	20025
4	Spain	1	5642	6857	8193	9554	10823	12051	13298	14512	15775	17362
5	France	1	4859	5665	6628	7646	8754	10084	11202	12492	14048	16317
6	Poland	1	3103	3521	3956	4408	4871	5409	5925	6462	7176	7966
7	Italy	1	1970	2418	2924	3485	4090	4674	5194	5686	6327	7204
8	Czech Republic	1	2237	2533	2892	3235	3650	4011	4392	4834	5335	6088
9	Hungary	1	2491	2817	3208	3573	3887	4155	4441	4729	4968	5390
10	Iran	2	409	542	712	890	1143	1639	2146	2667	3411	4501
11	USA	1	1655	1778	1936	2109	2382	2685	2990	3309	3705	4249
12	Serbia	1	2042	2206	2382	2571	2737	2955	3176	3416	3705	4094
13	Turkey	1	464	609	784	1007	1193	1473	1748	2213	2927	3977
14	Greece	1	1019	1226	1455	1728	2016	2352	2672	3039	3451	3956
15	Brazil	1	853	1017	1163	1355	1576	1884	2186	2463	2860	3559
16	Romania	1	1154	1322	1481	1684	1856	2055	2276	2512	2830	3248
17	Ukraine	1	1429	1528	1726	1926	2142	2303	2509	2712	2889	3170
18	Netherlands	1	1347	1546	1709	1850	1993	2161	2336	2509	2717	3128
19	Argentina	1	1133	1270	1415	1625	1778	1924	2072	2236	2547	3077
20	Austria	2	1390	1517	1623	1724	1838	2003	2154	2332	2528	2878

Denmark, Croatia and Slovakia were replaced by Argentina, Romania, Ukraine in the top 20.

Compared to 2015 all top federations increased their numbers and Russia keep the number one spot.

FIDE rated active players (top 5 by Continent)

Africa FIDE rated active players

Ranking at end of 2016	Federation	DEV Level	2015	2016
1	Egypt	2	956	1234
2	South Africa	2	407	563
3	Algeria	2	255	343
4	Tunisia	3	167	268
5	Libya	3	176	204

Libya replaced Kenya in top African top 5.

Americas FIDE rated active players

Ranking at end of 2016	Federation	DEV Level	2015	2016
1	USA	1	3705	4249
2	Brazil	1	2860	3559
3	Argentina	1	2547	3077
4	Colombia	2	1528	1799
5	Cuba	1	1664	1798

No change in top 5 in America for 2016

Asia FIDE rated active players

Ranking at end of 2016	Federation	DEV Level	2015	2016
1	India	1	16647	20025
2	Iran	2	3411	4501
3	Sri Lanka	3	1472	1972
4	Australia	2	1132	1307
5	Kazakhstan	2	751	948

Kazakhstan replaced Bangladesh in Asian top 5.

FIDE rated active players by Continent

Continent	2015	2016	%
Africa	3,010	4,347	2%
America	21,216	25,233	11%
Asia	31,126	38,257	23%
Europe	142,180	163,216	71%
Grand Total	197,532	231,053	

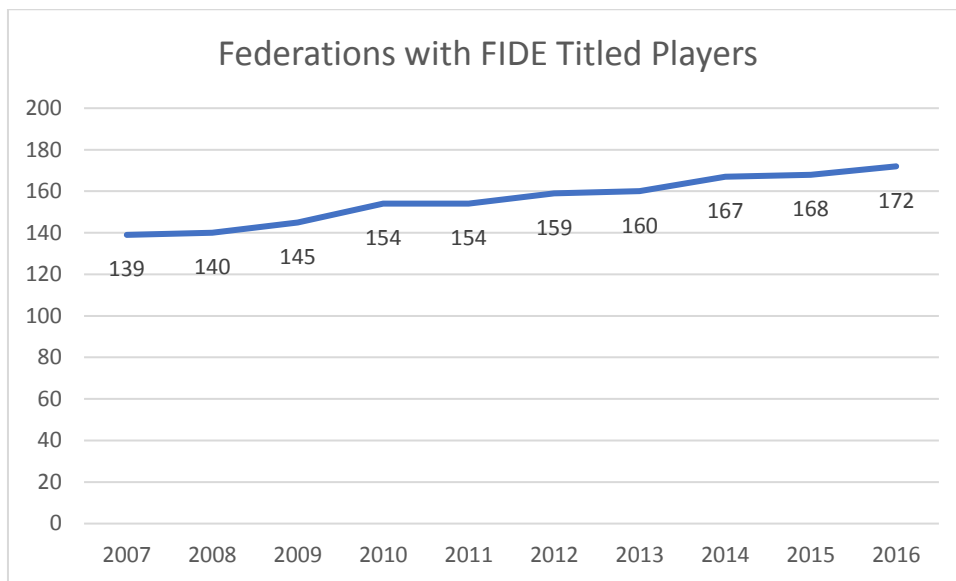
2016 saw growth in each continent with Europe representing over 70% of active players.

FIDE rated active players by Gender

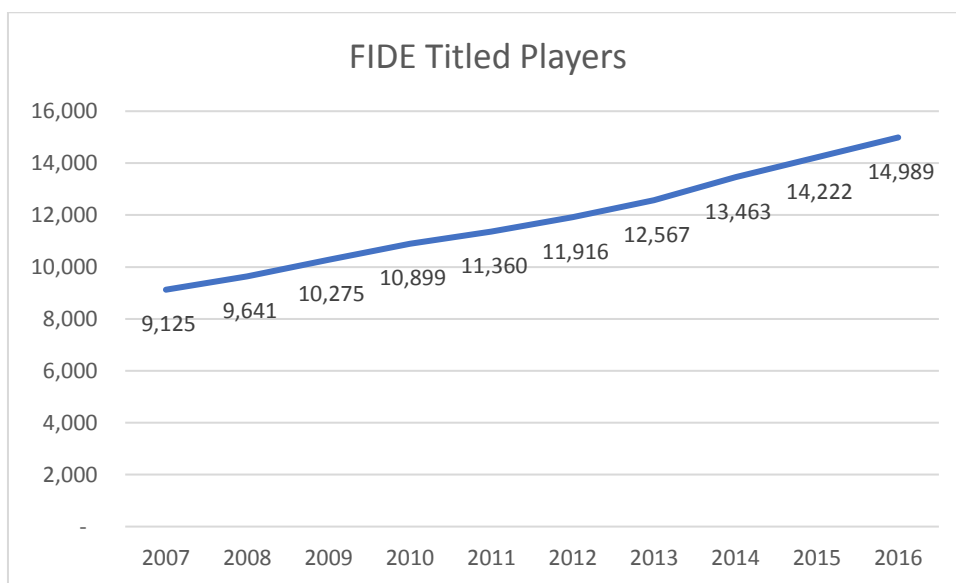
Year	Male	Male Growth %	Female	Female %	Female Growth %
2008	88,586		7,691	8%	
2009	100,490	13%	8,996	8%	17%
2010	112,574	12%	10,339	8%	15%
2011	125,623	12%	11,884	9%	15%
2012	140,617	12%	13,822	9%	16%
2013	155,479	11%	15,597	9%	13%
2014	176,336	13%	18,505	9%	19%
2015	205,653	17%	22,550	10%	22%
2016	235,694	15%	26,705	10%	18%

Percentage of Titled Women players in overall pool of Titled players continues to grow very slowly in spite of better year on year double digit growth rates compared to men

1.2 FIDE titled players



The total number of Federations with FIDE titled players is 172, up by 4 on 2015.



The total number of FIDE titled players grew by 767 players to 14,989 in 2016. This represents a 5% overall growth rate.

FIDE titled players (top 20 federations)

Ranking at end of 2016	Federation	DEV Level	2007	2008	2009	2010	2011	2012	2013	2014	2015	2016	2016 Growth
1	Russia	1	1769	1862	1929	1996	2076	2165	2228	2304	2398	2461	3%
2	Germany	1	1040	1074	1110	1143	1168	1195	1228	1253	1283	1323	3%
3	USA	1	500	527	545	556	576	595	637	669	698	741	6%
4	Serbia	1	470	492	508	515	535	550	564	572	582	597	3%
5	Spain	1	362	384	418	443	467	491	513	533	562	596	6%
6	Ukraine	1	346	380	410	451	474	487	501	516	525	543	3%
7	Hungary	1	356	372	383	395	406	417	429	437	450	460	2%
8	France	1	274	290	311	318	331	347	366	377	394	406	3%
9	Poland	1	272	281	291	306	326	330	338	351	365	380	4%
10	Netherlands	1	244	256	268	276	286	291	299	310	327	344	5%
11	Cuba	1	184	185	226	237	246	251	269	290	306	320	4%
12	India	1	134	159	179	196	204	218	234	260	293	307	5%
13	Czech Republic	1	204	220	235	247	258	265	277	283	296	302	2%
14	Romania	1	234	247	254	259	264	265	269	276	287	294	2%
15	England	1	204	212	219	226	231	241	248	255	264	272	3%
16	Argentina	1	190	196	208	213	219	229	247	257	261	270	3%
17	Croatia	1	208	215	223	230	232	236	240	244	253	256	1%
18	Austria	2	165	171	184	190	200	207	212	220	227	235	3%
19	Italy	1	146	155	170	175	186	191	200	209	221	228	3%
20	Mexico	2	94	121	122	127	129	144	155	175	203	215	6%

As with 2015 Russia continues to clearly dominate, with Russia and Germany being the only federations with more than 1000 FIDE titled players.

The Top reflects the chess tradition and we cannot expect fast and substantial changes though Mexico, Spain and USA must be commended on posting the highest growth rates in this category of 6%.

FIDE Titled players (top 5 by Continent)

Africa FIDE Titled players

Ranking at end of 2016	Federation	DEV Level	2015	2016	2016 Growth
1	South Africa	2	128	146	12%
2	Egypt	2	69	73	5%
3	Algeria	2	58	66	12%
4	Morocco	2	34	45	24%
5	Tunisia	3	39	40	3%

African top 5 remain unchanged for 2016 with double digit growth by Algeria, Morocco and South Africa.

Americas FIDE Titled players

Ranking at end of 2016	Federation	DEV Level	2015	2016	2016 Growth
1	USA	1	698	741	6%
2	Cuba	1	306	320	4%
3	Argentina	1	261	270	3%
4	Mexico	2	203	215	6%
5	Brazil	1	201	207	3%

No change in top 5 in America for 2016 with rates like top 20 group.

Asia FIDE Titled players

Ranking at end of 2016	Federation	DEV Level	2015	2016	2016 Growth
1	India	1	293	307	5%
2	Vietnam	1	150	154	3%
3	Australia	2	152	153	1%
4	Kazakhstan	2	147	149	1%
5	China	1	142	146	3%

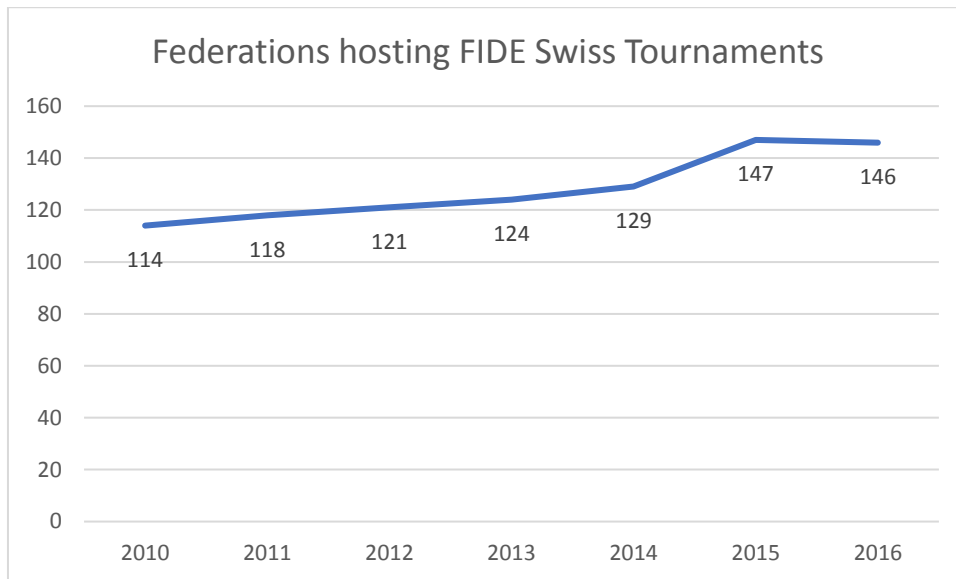
Also, no change in Asian top 5 for 2016 but growth rates on average lower than Africa and America Top 5.

FIDE Titled players by Continent

Continent	Sum of 2015	Sum of 2016	Growth
Africa	583	686	15%
America	2,800	2,988	7%
Asia	2,034	2,166	6%
Europe	11,203	11,610	4%
Grand Total	16,620	17,450	5%

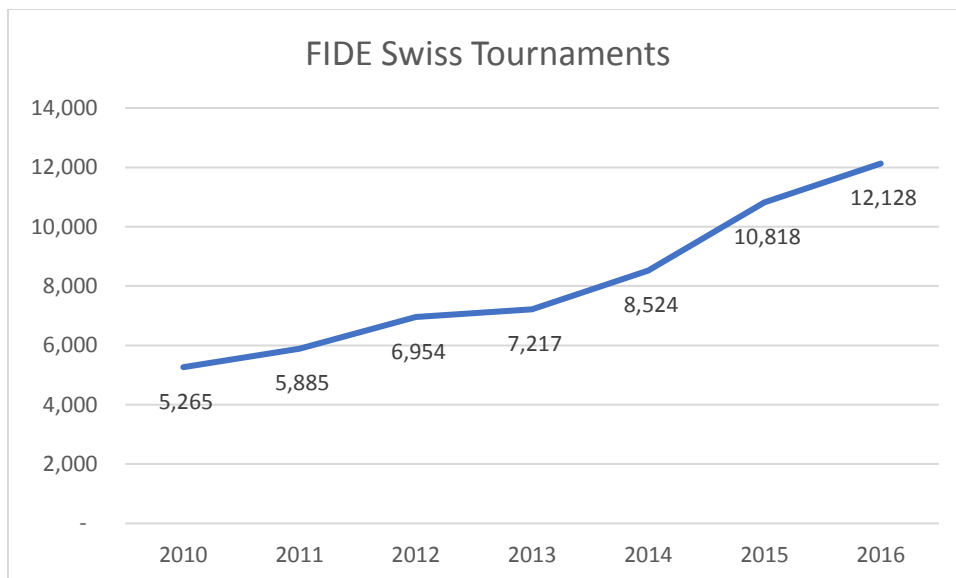
2016 saw growth in each continent with Africa being the only Continent having double digit growth. Europe represents 67% of all titled players.

2. FIDE Swiss tournaments



The number of Federations submitting Swiss Tournaments for 2016 was 1 less than 2015, however the number of events submitted grew by a healthy 11% on 2015 to 12,128 events.

The trend is very positive as Swiss tournaments are mainly about the mass promotion of chess, about giving possibilities to weaker players to play with stronger ones. With 188 Federations in FIDE and only 146 submitting events there is still much room for improvement.



FIDE Swiss tournaments (top 20 federations)

Federation	DEV Level	2010	2011	2012	2013	2014	2015	2016	Growth %
Russia	1	354	418	517	501	838	1201	1481	23%
France	1	629	565	697	703	777	956	863	-10%
Spain	1	479	497	570	512	457	526	674	28%
Italy	1	419	454	515	486	496	564	561	-1%
Germany	1	299	311	331	363	473	481	493	2%
Czech Republic	1	96	114	149	145	147	467	434	-7%
Poland	1	230	280	325	344	362	402	422	5%
Denmark	1	83	126	151	168	175	229	373	63%
Hungary	1	154	155	172	250	317	370	365	-1%
Greece	1	186	212	259	258	262	312	356	14%
Slovakia	2	48	62	66	66	73	295	328	11%
Sweden	1	26	35	55	70	136	220	321	46%
Norway	1	43	50	65	95	171	218	279	28%
Israel	1	37	30	44	40	67	118	275	133%
Iran	2	40	44	62	68	71	125	254	103%
USA	1	155	212	245	211	247	206	249	21%
Turkey	1	79	79	82	133	162	197	230	17%
Austria	2	44	59	70	103	191	207	208	0%
Argentina	1	71	45	72	67	89	140	201	44%
England	1	45	55	86	116	112	150	194	29%

Argentina, England, Iran and Israel enter top 20 and replacing Croatia, India, The Netherlands and Portugal.

Russia is the only Federation submitting over 1000 FIDE Swiss tournaments with a healthy 23% growth rate on 2015.

Commendation must go to Israel and Iran for achieving a greater than 100% growth rate which propelled them into the 2016 Top 20.

FIDE Swiss Tournaments (top 5 by Continent)

Africa FIDE Swiss tournaments

Federation	DEV Level	2015	2016	Growth %
South Africa	2	22	48	118%
Egypt	2	23	24	4%
Zambia	3	12	24	100%
Morocco	2	26	22	-15%
Algeria	2	18	21	17%

Algeria and Zambia replace Tunisia and Kenya in the African Top 5 for 2016. Special note to South Africa and Zambia for their commendable 100% plus growth rate on 2015.

Americas FIDE Swiss tournaments

Federation	DEV Level	2015	2016	Growth %
USA	1	206	249	21%
Argentina	1	140	201	44%
Brazil	1	169	158	-7%
Venezuela	2	55	116	111%
Canada	2	84	102	21%

Venezuela replaced Colombia in the America 2016 Top 20 after posting a 111% growth rate on 2015.

Asia FIDE Swiss tournaments

Federation	DEV Level	2015	2016	Growth %
Iran	2	125	254	103%
India	1	200	192	-4%
United Arab Emirates	3	48	62	29%
Australia	2	48	58	21%
Kazakhstan	2	33	49	48%

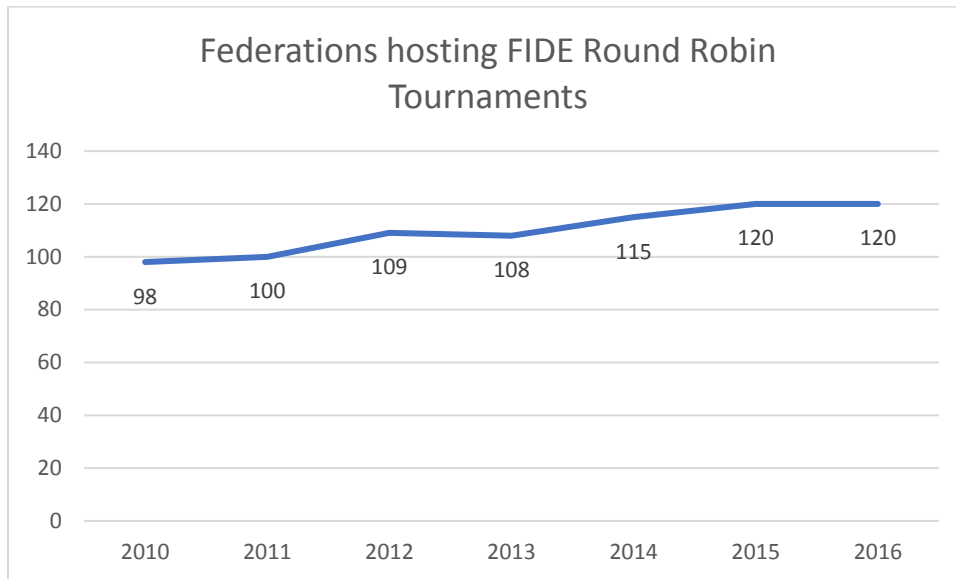
Iran overtook India for the top spot in the Asian Top 5 having achieved a 103% growth rate in 2016. Kazakhstan replace Singapore having registered a very healthy 48% growth rate.

FIDE Swiss tournaments by Continent

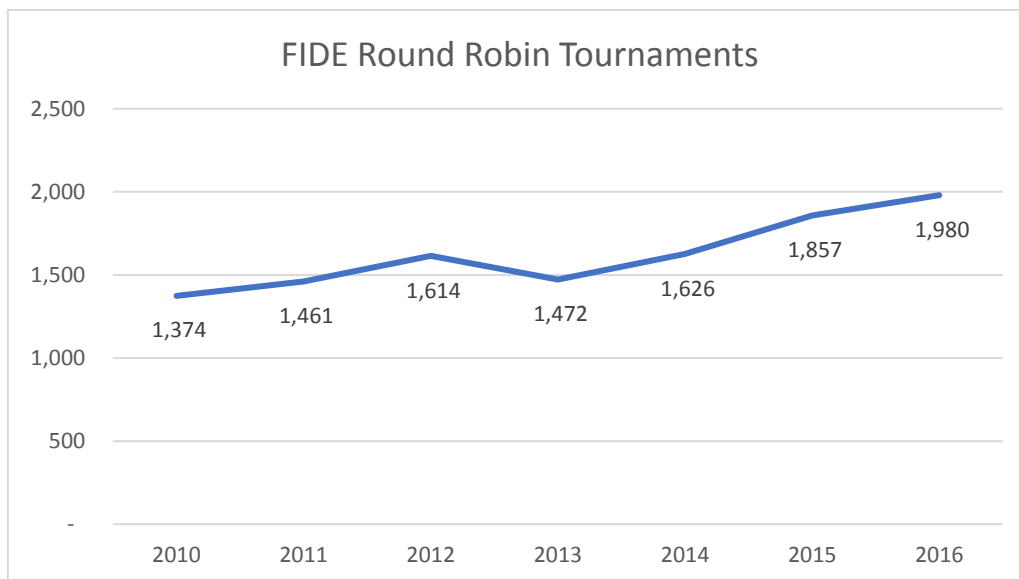
Continent	Sum of 2015	Sum of 2016	Growth %
Africa	245	272	11%
America	1,247	1,488	19%
Asia	783	913	17%
Europe	8,543	9,455	11%
Grand Total	10,818	12,128	12%

2016 saw double digit growth in all continents in FIDE Swiss Events submitted for rating. Europe continues to dominate the numbers, accounting for 78% of all tournaments submitted.

3. FIDE Round Robin tournaments



The number of Federations submitting Round Robin Tournaments for 2016 was the same as 2015, however the number of events submitted grew by 7% to 1,980 events.



The trend is positive as Swiss tournaments are mainly about quality and not mass promotion of chess, about giving possibilities to players to earn titles and improve their ratings. With 188 Federations in FIDE and only 120 submitting events there is definitely room for improvement.

FIDE Round Robin tournaments (top 20 federations)

Ranking at end of 2016	Federation	DEV Level	2010	2011	2012	2013	2014	2015	2016	Growth %
1	Denmark	1	71	139	155	187	230	384	356	-7%
2	Russia	1	139	170	145	107	198	204	234	15%
3	France	1	102	79	165	141	157	163	139	-15%
4	Sweden	1	30	35	34	46	61	67	111	66%
5	Germany	1	67	70	56	62	62	86	108	26%
6	Spain	1	86	81	77	82	69	62	70	13%
7	Hungary	1	84	97	95	76	68	71	58	-18%
8	Norway	1	2	7	9	14	20	30	44	47%
9	Israel	1	6	8	3	7	8	41	38	-7%
10	Brazil	1	37	61	39	33	30	49	35	-29%
11	USA	1	33	44	53	41	32	27	35	30%
12	Ukraine	1	74	58	52	56	34	39	34	-13%
13	Australia	2	21	18	24	25	29	30	33	10%
14	Argentina	1	43	34	39	34	25	26	30	15%
15	Poland	1	46	40	37	35	29	32	28	-13%
16	Czech Republic	1	30	34	25	26	18	23	25	9%
17	Bolivia	3	7	2	3	2	3	8	24	200%
18	Cuba	1	43	42	24	15	11	15	24	60%
19	Mexico	2	18	20	19	24	26	20	22	10%
20	Venezuela	2	3	5	22	9	20	7	21	200%

Denmark is the only Federation submitting over 300 FIDE Round Robin tournaments and, while there was 7% decline, this format continues to be very popular in Denmark.

To note is the rapid decline in number of events submitted between 356 submitted by Denmark at the top of the list to the 21 submitted by Venezuela at number 20.

FIDE Round Robin Tournaments (top 5 by Continent)

Africa FIDE Round Robin tournaments

Ranking at end of 2016	Federation	DEV Level	2015	2016	Growth %
1	Libya	3	5	13	160%
2	Tunisia	3	9	12	33%
3	South Africa	2	16	12	-25%
4	Egypt	2	6	7	17%
5	Sudan	3		5	

Americas FIDE Round Robin tournaments

Ranking at end of 2016	Federation	DEV Level	2015	2016	Growth %
1	Brazil	1	49	35	-29%
2	USA	1	27	35	30%
3	Argentina	1	26	30	15%
4	Bolivia	3	8	24	200%
5	Cuba	1	15	24	60%

Asia FIDE Round Robin tournaments

Ranking at end of 2016	Federation	DEV Level	2015	2016	Growth %
1	Australia	2	30	33	10%
2	Iran	2		13	
3	Kuwait	4	9	11	22%
4	Kazakhstan	2	6	7	17%
5	South Korea	3	6	6	0%

FIDE Round Robin tournaments by Continent

Continent	Sum of 2015	Sum of 2016	Growth %
Africa	68	75	10%
America	240	288	20%
Asia	146	141	-3%
Europe	1,403	1,476	5%
Grand Total	1,857	1,980	7%

Dear Allan, dear Nigel,

For consideration at the FIDE Congress in Antalya, I submit below proposals reflecting DGT's continued efforts to support FIDE goals of global chess development through Federations and special projects.

1.

The Development price for chess clocks will be significantly reduced to 15 euro for the DGT2010 and to 20 euro for the DGT3000. The clocks shall receive a print on the back indicating they are supplied for FIDE Chess Development.

2.

Affordable electronic boards are available from November 2017 that will further enable the global chess community to arrange live tournament broadcasting. The new Smart Boards can be used together with existing wooden DGT boards and the free LiveChess software. For FIDE Development purposes, a complete tournament set including the board, electronic chess pieces, cables and DGT3000 chess clock, will be made available for around 145 euro per set.

3.

Currently only Federations in levels 3, 4 and 5 of the FIDE Development list are eligible for the low Development prices. I propose to simplify this and make clocks and boards available for Development prices to all FIDE Federations so that FIDE can approve Development orders as it sees fit, for example to support active Federations or special projects.

4.

Non-electronic boards and sets as well as basic chess clocks are added to the Development pricelist to benefit Chess in Schools and other projects.

All as per the attached pricelist.

It should be noted that products supplied at Development prices are not meant for trade or resale.

I look forward to your response.

Best regards,

Hans Pees | DGT
CEO



digitalgametechnology.com
+31 (0)53 430 51 95

FIDE DEVELOPMENT PRICELIST 2018-2019



Development prices are in EURO excluding V.A.T. and delivery charges.
Any import duty, local taxes and/or costs for customs clearance are for account receiver.

FIDE Approved Chess Clocks	
DGT2010	€ 15,00
DGT3000	€ 20,00
Aluminium case for 10 clocks	€ 25,00

Basic Chess Clocks	
DGT1002 Bonus Timer	€ 9,00
DGT1001	€ 8,00

Wooden e-Boards	
Walnut e-Board in canvas bag	€ 140,00
Connection materials (for the 1st of every 12 e-Boards)	€ 55,00
Connection materials (for the next 11 e-Boards)	€ 12,00

Smart Boards >> NEW <<	
Smart Board	€ 70,00
Connection materials (for 1st of every 12 Smart Boards)	€ 55,00
Connection materials (for the next 11 Smart Boards)	€ 12,00

Electronic Chess Pieces	
Wooden Timeless electronic chess pieces	€ 60,00
Plastic electronic chess pieces >> NEW <<	€ 40,00

Plastic Chess Pieces (non electronic)	
Club Pack (10 boards squares 55x55mm & 10 pieces sets king height 95mm) >> NEW <<	€ 55,00
Chess pieces in plastic bag (king height 95 mm)	€ 4,50
Chess pieces in plastic bag (king height 86 mm)	€ 4,00

Smart Boards are fully compatible with existing e-Boards.
Free DGT LiveChess software for internet broadcasting is available [here](#).

Products supplied at FIDE Development prices are not meant for trade or resale but for supporting global Chess Development, Chess in Schools and other projects through FIDE Federations.

DigitalGameTechnology.com



GENS UNA SUMUS

FÉDÉRATION INTERNATIONALE DES ÉCHECS

Recognized by the International Olympic Committee

9 Syggrou Ave., 11743 Athens, Greece

Tel.: (+30) 2109212047 Fax: (+30) 2109212859

Email: office@fide.com Web: www.fide.com



FIDE Trainers' Commission (TRG)

Email: grivasefs@yahoo.co.uk Web: <http://trainers.fide.com>

Date: 16.10.2017

Attention: FIDE Continental Presidencies

Subject: Olympiad 2018 - DEV Captain/Coaches

Dear Mr. Continental President,

As in every Olympiad, the project of the DEV sponsored Captains/Coaches for selected federations of DEV levels 3-4-5, is prepared. The selection of the federations/teams is up to the Continental Presidents and the Budget will come from the DEV. TRG is responsible to collect applications from both federations and captains/coaches and match them.

Based on a mutual agreement of DEV and TRG, the basic Regulations for the 2018 Olympiad captains/coaches DEV program are as:

- 1. Each Continental President is entitled to register up to five federations/teams. From these five teams, three will be Open Section Teams and two will be Women Section Teams. The registration must be sent to TRG, by October 28th, 2018.*
- 2. TRG will pre-select twenty respected and experienced captain/coaches and match them with the twenty teams, after consultation and on the basis of first come-first served.*
- 3. Each captain/coach will receive 1.200 euros for his service, 400 euros for ticket and he will also be entitled to free full accomodation, on the position of the team's captain. All captains/coaches must be holders of a FIDE-TRG title and be fully licenced on 2018.*
- 4. Each captain/coach will register a Bank Account, where he will receive the total amount of 1.600 euros during or shortly after the Olympiad.*

With kind regards,

The Chairman
Adrian Mikhalchishin

The Secretary
Efstratios Grivas



GENS UNA SUMUS

FÉDÉRATION INTERNATIONALE DES ÉCHECS

Recognized by the International Olympic Committee

9 Syggrou Ave., 11743 Athens, Greece

Tel.: (+30) 2109212047, Fax: (+30) 2109212859, Email: office@fide.com

www.fide.com

WORLD JUNIOR TRAVEL GRANT

The primary aim of this programme is to encourage greater participation by Developing Levels 2-5 Federations in the Continental Junior Events by rewarding the top performers with assistance towards attending World Junior Championships.

The selection criterion for the winning candidate in each age group is the highest placed player from a Developing Levels 2-5 Federation ranked in the top 20% of the final standings.

The World Junior Travel Grant must be used in the same year it was won for the World Youth of that year and is provided for the player not the Federation, i.e. the Federation cannot substitute the player with another player from the Federation. The grant will be a maximum of Euro 1,500 per player.

Obviously, we would like to encourage the Federation of grant winners to use this opportunity to generate good publicity for the players and the Federation. We recommend that they feature these players in their local press by arranging a press conference to announce the award.

We would also like to ask each Continent to publish a formal announcement of these awards on their Web Site. To facilitate this, the Federation should send a photo and brief bio of their grant winners to the General Secretary of the Development Commission by specified deadline for the grant year.



GENS UNA SUMUS

FÉDÉRATION INTERNATIONALE DES ÉCHECS

Recognized by the International Olympic Committee

9 Syggrou Ave., 11743 Athens, Greece

Tel.: (+30) 2109212047, Fax: (+30) 2109212859, Email: office@fide.com

www.fide.com

WORLD YOUTH AND CADET TRAVEL GRANT

The primary aim of this programme is to encourage greater participation by Developing Levels 3-5 Federations in the Continental Youth Events by rewarding the top performers with assistance towards attending World Youth and Cadet Championships.

The selection criterion for the winning candidate in each age group is the highest placed player from a Developing Levels 3-5 Federation ranked in the top 20% of the final standings.

The World Youth and Cadet Travel Grant must be used in the same year it was won for the World Youth of that year and is provided for the player not the Federation, i.e. the Federation cannot substitute the player with another player from the Federation. The grant will be a maximum of Euro 1,000 per player.

Obviously, we would like to encourage the Federation of grant winners to use this opportunity to generate good publicity for the players and the Federation. We recommend that they feature these players in their local press by arranging a press conference to announce the award.

We would also like to ask each Continent to publish a formal announcement of these awards on their Web Site. To facilitate this, the Federation should send a photo and brief bio of their grant winners to the General Secretary of the Development Commission by specified deadline for the grant year.